

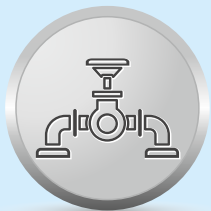


GAZSINTEZ

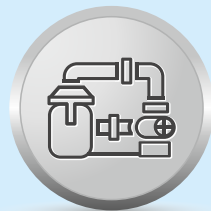
**GAZSINTEZ
BRIEFING**

Factory GazSintez

DESIGN – MANUFACTURE – FIELD ASSEMBLY



gas purification systems



backup and independent gas supply systems



heat generating equipment



LPG equipment



2 TRADE MARKS

GAZSINTEZ

HEAT GENERATING EQUIPMENT PRODUCTION

SYNTEK

EQUIPMENT FOR LPG PRODUCTION

20

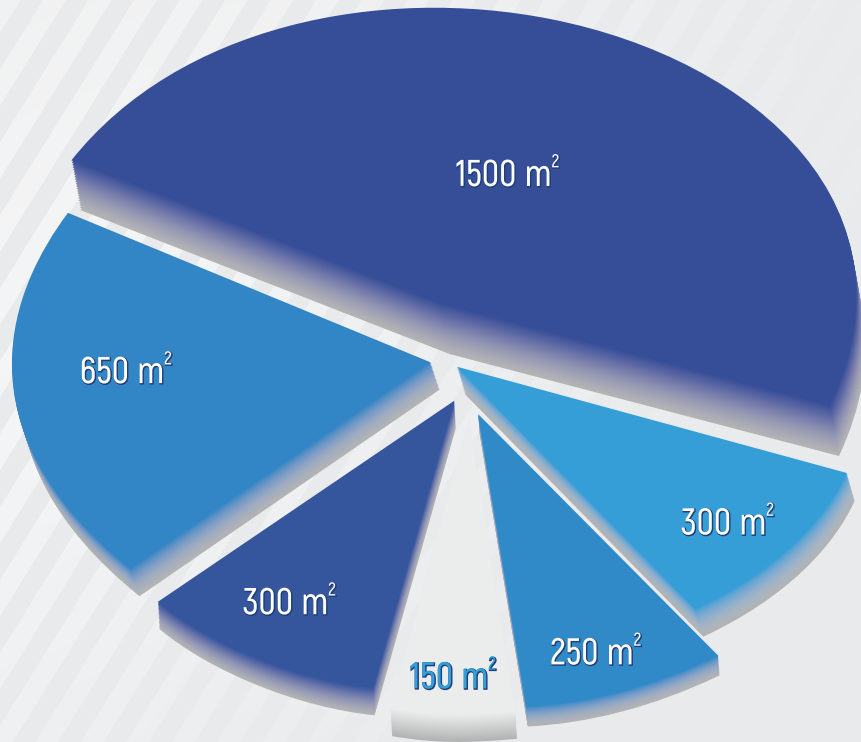
Annual output of two trade marks
increases by 20 %

547

547 items of varying complexity
have been manufactured during
the six years of the factory's existence

70

70 facilities have been implemented within
the framework of construction
and assemble operations
and pre-commissioning since 2013



PRODUCTION INFRASTRUCTURE:

- | | |
|--|----------|
| 1. Blank production shop | 650 sqm |
| 2. Machining section | 250 sqm |
| 3. Block-modular equipment production workshop | 1500 sqm |
| 4. LPG equipment production workshop | 300 sqm |
| 5. Electrical workshop | 150 sqm |
| 6. Storage premises | 300 sqm |

3 150 sqm
total factory area

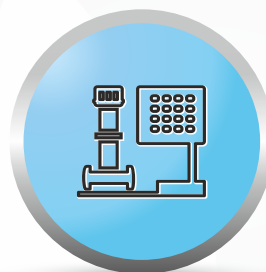
PRODUCTION PLAN

GAZSINTEZ



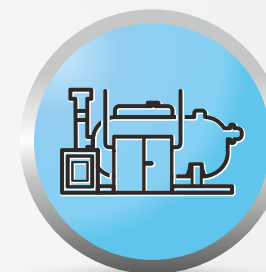
HEAT GENERATING EQUIPMENT

Boiler houses and steam systems
Electric boiler houses · Mini boiler houses
Heat points



PROCESS EQUIPMENT

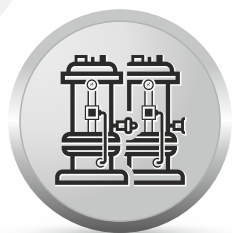
Pump stations
Container filling stations
Fuel skids



OIL AND GAS PURIFICATION EQUIPMENT

Gas processing units · Gas and oil heaters
Gas filters and separators · Gas metering units
Gas control units

PRODUCTION PLAN SYNTEK



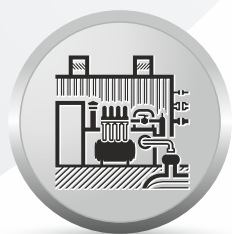
LPG AND SNG EQUIPMENT

Evaporators and evaporator units
Pumping units · Mixing units · Compressor units

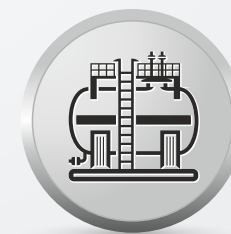


LPG RPROCESS SYSTEMS

Dispensing stations · Gasifiers
Gas filling stations with fuel dispenser



MAIN AND BACKUP GAS SUPPLY SYSTEMS



LPG STORAGE SYSTEMS

Aboveground and underground gas tanks up to 200 cbm

ENGINEERING AND PRODUCTION CAPABILITIES OF THE FACTORY



Custom engineering solutions design



Engineering design (design package development and detailed design)



Equipment delivery to the Customer's facility



Quality control of the supplied equipment and all execution phase milestone details



General contracting and construction design supervision in Russia



Personnel education and maintenance staff training



Commissioning



Warranty and out-of-warranty service of the equipment during the entire lifetime

BOILER HOUSE

with the power of 15 MW, 1st category of reliability

The project was implemented in 2018

The facility is located in Muzhi town, Yamalo-Nenets Autonomous Okrug, RF

Application: water heating in the heating system of residential structures and administrative buildings

The main fuel: gas stable condensate

Backup fuel: diesel arctic fuel of grade "A-0.2" BC

Block-modules amount: 9 pcs

Overall dimensions:

length – 29.2 m, width – 12 m, height – 3.5 m

DESIGN FEATURES:

1. The boiler house has arctic design (NF).
2. The boiler house is powered by two cable lines (main and backup). The main power source is a complete transformer station (KTP), the backup power source is a diesel generator unit (DGU).
3. The boiler house is provided with equipment for operation parameters to be output to the computer work station, as well as alarm signals to be displayed on the duty operator desk.



POWER GAS PROCESSING UNIT

The project was implemented in 2018

The equipment was produced for oilfield at Nenets Autonomous Okrug, Rf

The equipment application: gas treating, commercial recording of gas consumption, gas warm-up and pressure reduction

Main fuel: associated petroleum gas (APG)

Block-modules amount: 3 pcs (two technological units, one boiler house with automated control system)

Overall dimensions:

length – 16.45 m, width – 6.8 m, height – 3.4 m

DESIGN FEATURES:

1. Gas cleaning is a two - stage process. Primary gas cleaning is carried out at the centrifugal stage, final cleaning is carried out in changeable filter elements system. The filtration rate of mechanical impurities is 1 micron.
2. There are four gas pressure reduction sites instead of one that is due to the operating procedures specialty.
3. The unit is equipped with a sampling system.
4. The gas is heated using plate heat exchangers. Heating of the heat-transfer medium (ethylene glycol) is carried out by two electric boilers with the efficiency of 250 kW.
5. Shut-off valves are equipped with electrical drives that gives the possibility to manage operating procedures automatically and remotely.



INDEPENDENT GAS SUPPLY SYSTEM

The project was implemented in 2019

The facility is located in Aphisnij town settlement, Krasnodar Krai, RF

Equipment application: independent gas supply and heat supply system

EQUIPMENT PACKAGE:

Boiler house with the power of 3000 kW

Electric evaporator unit with a capacity of 300 kg/h

Pumping units with the flow rate of 25 l/min

Underground tanks for LPG storage for a total volume 80 cbm

LPG storage control cabinet

DESIGN FEATURES:

1. Comprehensive engineering solution development of heat supply facility together with LPG storage and gas purification system.
2. The main fuel is LPG (liquified petroleum gas), the backup fuel is natural gas.
3. Colour scheme of the boiler house block-box and LPG equipment was executed according to the compliance with the requirements of the corporate design.
4. Boiler house and LPG equipment package construction and mounting and pre-commissioning were conducted at the facility.






” We invite you to pay
our Company a guest visit.

Andreev V. A.
Plant manager of
000 «Factory GazSintez»

A blue ink handwritten signature, appearing to be 'V.A.', written in a cursive style.

PARTNERS OF THE COMPANY





GAZSINTEZ

FACTORY GAZSINTEZ
162 Ogorodnaja st.,
Saratov, 410036, Russian Federation

+7 8452 250 294

zakaz@sargs.ru
sargs.ru

There are two types of statistic data given in the preview: quantitative specification of the company's business within 2013-2019 and specific rates relevant up to February, 2020.

All materials belong to OOO «Factory GazSintez». It is forbidden to copy, distribute (including by copying to other sites and resources on the Internet) or any other use of information and objects without the prior consent of the copyright holder.

2020

Photo: by Zavgorodnev S.Y.